






Connector has different colours depending on the diameter of the catheter.



Catheter tube with Urotonic™ Surface Technology. Gives the lowest friction during insertion and withdrawal.



Smooth catheter eyes where the urine runs through.



Catheter tip comes in two different types: rounded (Nelaton) and tapered (Tiemann).

Intended Use

- Hydrophilic single use catheter for every-day use or for health care use
- Intermittent catheterisation
- Bladder emptying

Sterilisation & Shelf Life

All catheters are sterilised by ethylene oxide gas. Information about the recommended best-before date is printed on the package.

Package

25 catheters per carton
4 cartons per shipping box

Material Composition

Hydrophilic surface coating:
Polyvinyl pyrrolidone (PVP) and table salt (NaCl)

Catheter: medical grade polyvinyl chloride (PVC)

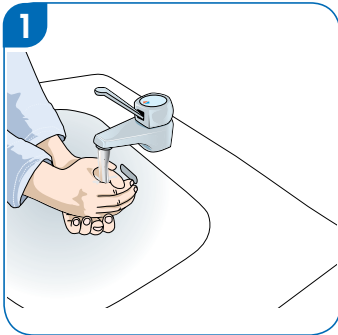
Item sterile package:

Lacquered paper, laminated film of polypropylene (PP) and polyethylene (PE)

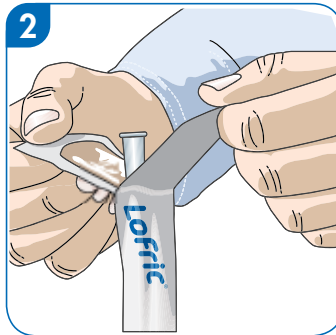
Product Range

PVC Ref.no	Type	Length	Size
90 08 00	LoFric® Nelaton	40 cm	CH 08
90 10 00	LoFric® Nelaton	40 cm	CH 10
90 12 00	LoFric® Nelaton	40 cm	CH 12
90 14 00	LoFric® Nelaton	40 cm	CH 14
90 16 00	LoFric® Nelaton	40 cm	CH 16
90 18 00	LoFric® Nelaton	40 cm	CH 18
90 20 00	LoFric® Nelaton	40 cm	CH 20
90 22 00	LoFric® Nelaton	40 cm	CH 22
92 06 00	LoFric® Paediatric	20 cm	CH 06
92 08 00	LoFric® Paediatric	20 cm	CH 08
92 10 00	LoFric® Paediatric	20 cm	CH 10
99 06 00	LoFric® Paediatric	30 cm	CH 06
99 08 00	LoFric® Paediatric	30 cm	CH 08
99 10 00	LoFric® Paediatric	30 cm	CH 10
94 08 00	LoFric® Female	20 cm	CH 08
94 10 00	LoFric® Female	20 cm	CH 10
94 12 00	LoFric® Female	20 cm	CH 12
94 14 00	LoFric® Female	20 cm	CH 14
94 16 00	LoFric® Female	20 cm	CH 16
94 18 00	LoFric® Female	20 cm	CH 18
98 08 00	LoFric® Female	15 cm	CH 08
98 10 00	LoFric® Female	15 cm	CH 10
98 12 00	LoFric® Female	15 cm	CH 12
98 14 00	LoFric® Female	15 cm	CH 14
96 10 00	LoFric® Tiemann	40 cm	CH 10
96 12 00	LoFric® Tiemann	40 cm	CH 12
96 14 00	LoFric® Tiemann	40 cm	CH 14
96 16 00	LoFric® Tiemann	40 cm	CH 16
96 18 00	LoFric® Tiemann	40 cm	CH 18
96 20 00	LoFric® Tiemann	40 cm	CH 20

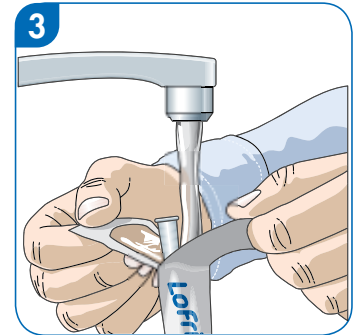
Instructions



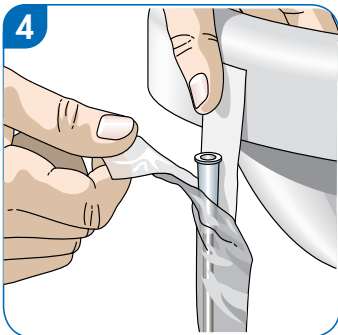
1. Wash your hands with soap and water.



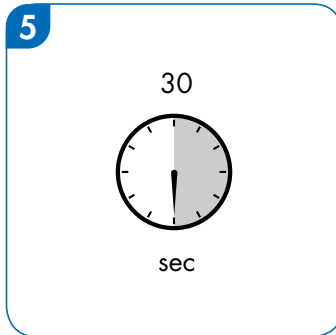
2. Open the package by pulling the flaps apart 5–6 cm.



3. Fill with water directly into the package. Fill nearly to the top. Drinking water, sterile water or sodium chloride solution is OK.



4. The package has an adhesive sticker. Remove the blue protective strip and attach the package to a dry surface.



5. Immerse the catheter for 30 seconds while you prepare yourself. Carry out the catheterisation as soon as possible.